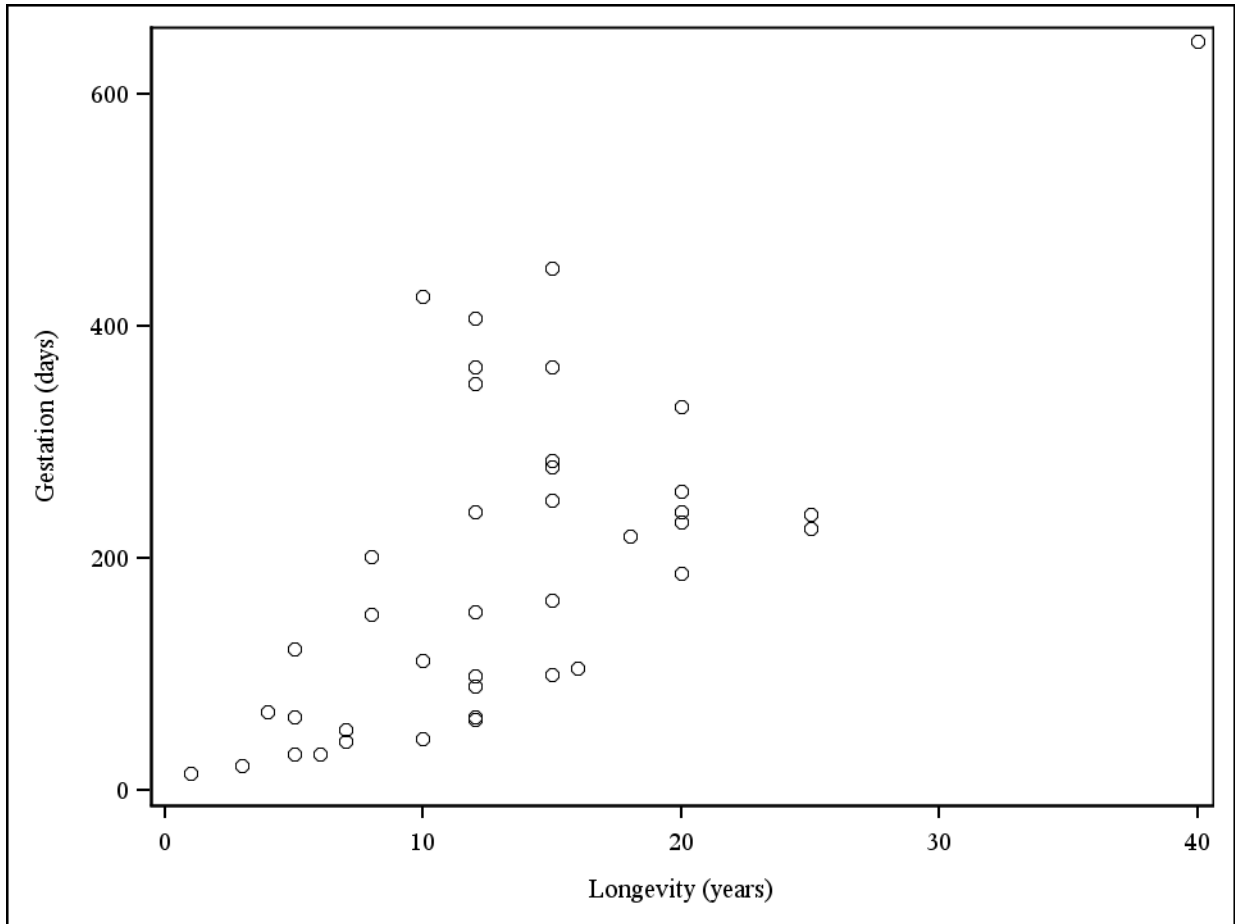


The CONTENTS Procedure

<b>Data Set Name</b>	BIO.ANIMALS2	<b>Observations</b>	40
<b>Member Type</b>	DATA	<b>Variables</b>	3
<b>Engine</b>	V9	<b>Indexes</b>	0
<b>Created</b>	Sunday, January 29, 2012 12:55:25 PM	<b>Observation Length</b>	40
<b>Last Modified</b>	Sunday, January 29, 2012 12:55:25 PM	<b>Deleted Observations</b>	0
<b>Protection</b>		<b>Compressed</b>	NO
<b>Data Set Type</b>		<b>Sorted</b>	NO
<b>Label</b>			
<b>Data Representation</b>	WINDOWS_32		
<b>Encoding</b>	wlatin1 Western (Windows)		

Engine/Host Dependent Information	
<b>Data Set Page Size</b>	4096
<b>Number of Data Set Pages</b>	1
<b>First Data Page</b>	1
<b>Max Obs per Page</b>	101
<b>Obs in First Data Page</b>	40
<b>Number of Data Set Repairs</b>	0
<b>Filename</b>	H:\_Amy Docs\UF\000 Spring 2012\PHC6052\SAS Dataset Library\animals2.sas7bdat
<b>Release Created</b>	9.0201M0
<b>Host Created</b>	XP_PRO

Variables in Creation Order						
#	Variable	Type	Len	Format	Informat	Label
1	animal	Char	18	\$18.	\$18.	
2	gestation	Num	8	BEST12.	BEST32.	Gestation (days)
3	longevity	Num	8	BEST12.	BEST32.	Longevity (years)



Obs	animal	gestation	longevity
15	elephant	645	40

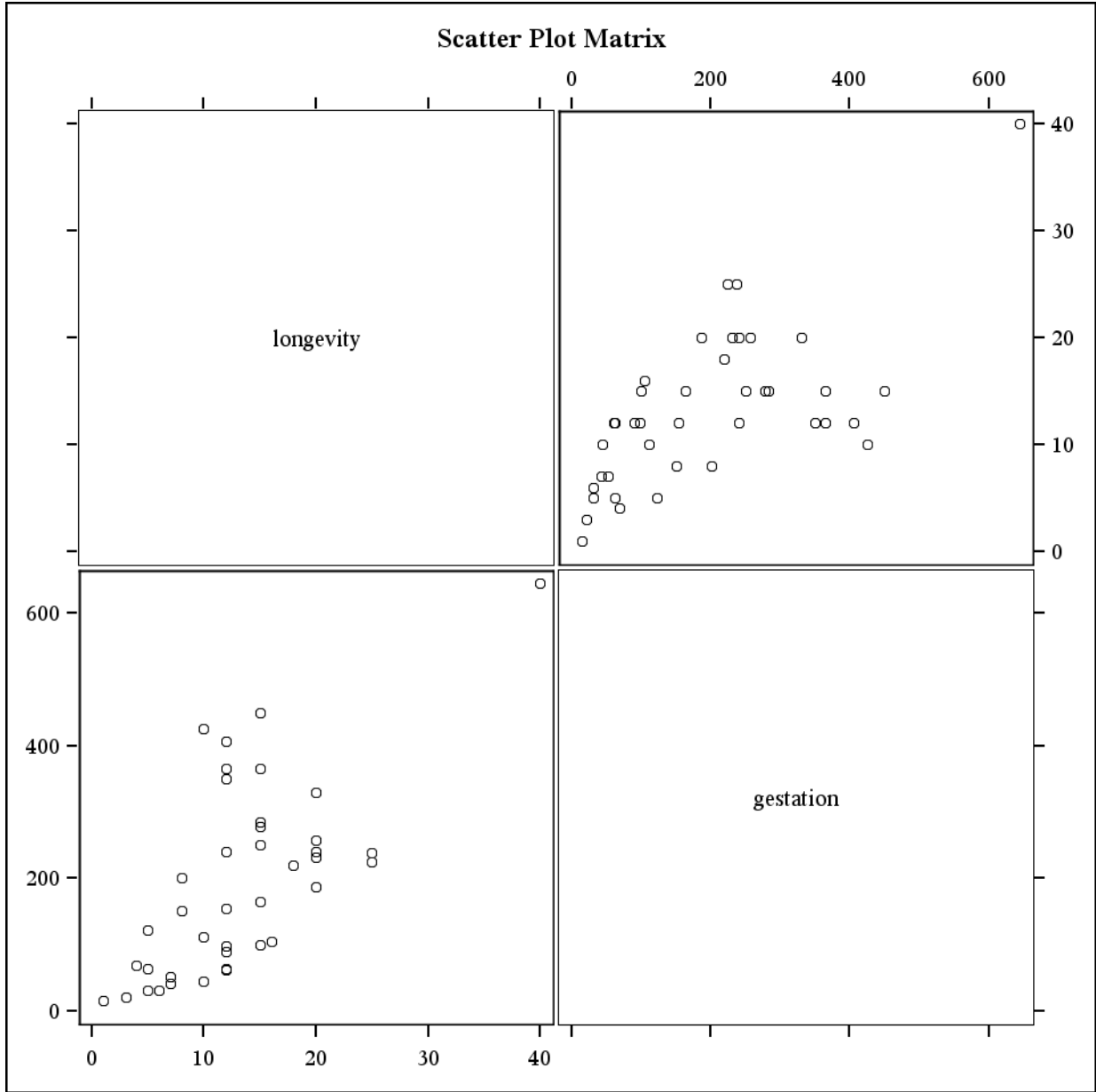
The CORR Procedure

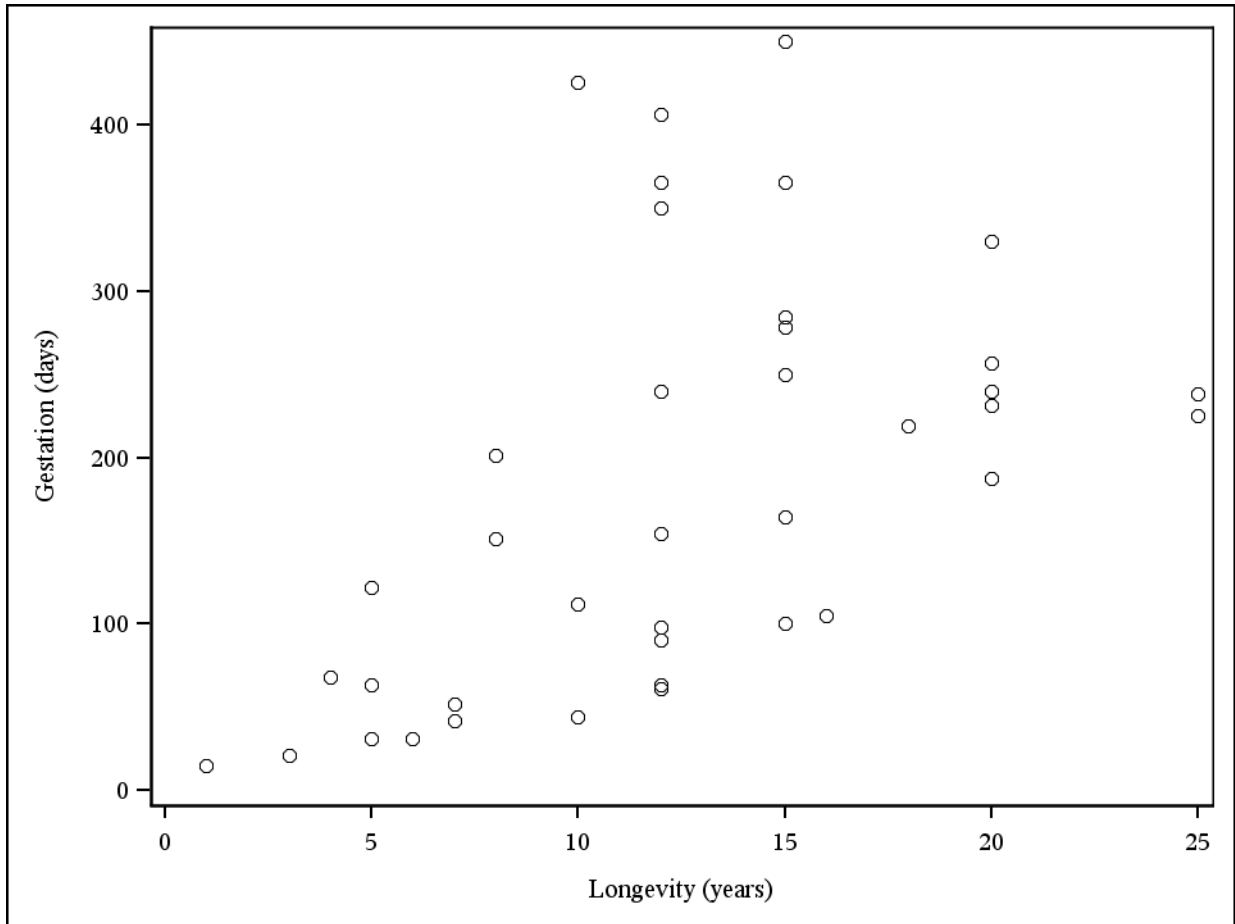
<b>2 Variables:</b>	longevity gestation
---------------------	---------------------

Simple Statistics							
Variable	N	Mean	Std Dev	Sum	Minimum	Maximum	Label
<b>longevity</b>	40	13.15000	7.24498	526.00000	1.00000	40.00000	Longevity (years)
<b>gestation</b>	40	194.32500	143.38783	7773	15.00000	645.00000	Gestation (days)

Pearson Correlation Coefficients, N = 40 Prob >  r  under H0: Rho=0		
	longevity	gestation
longevity Longevity (years)	1.00000	0.66324 <.0001
gestation Gestation (days)	0.66324 <.0001	1.00000

The CORR Procedure





The CORR Procedure

<b>2 Variables:</b>	longevity gestation
---------------------	---------------------

Simple Statistics							
Variable	N	Mean	Std Dev	Sum	Minimum	Maximum	Label
<b>longevity</b>	39	12.46154	5.86626	486.00000	1.00000	25.00000	Longevity (years)
<b>gestation</b>	39	182.76923	124.97652	7128	15.00000	450.00000	Gestation (days)

Pearson Correlation Coefficients, N = 39 Prob >  r  under H0: Rho=0		
	longevity	gestation
longevity Longevity (years)	1.00000	0.51904 0.0007
gestation Gestation (days)	0.51904 0.0007	1.00000

The CORR Procedure

